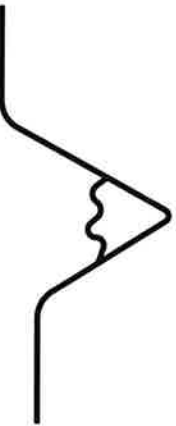


# Read & Respond

# PLOT STRUCTURE

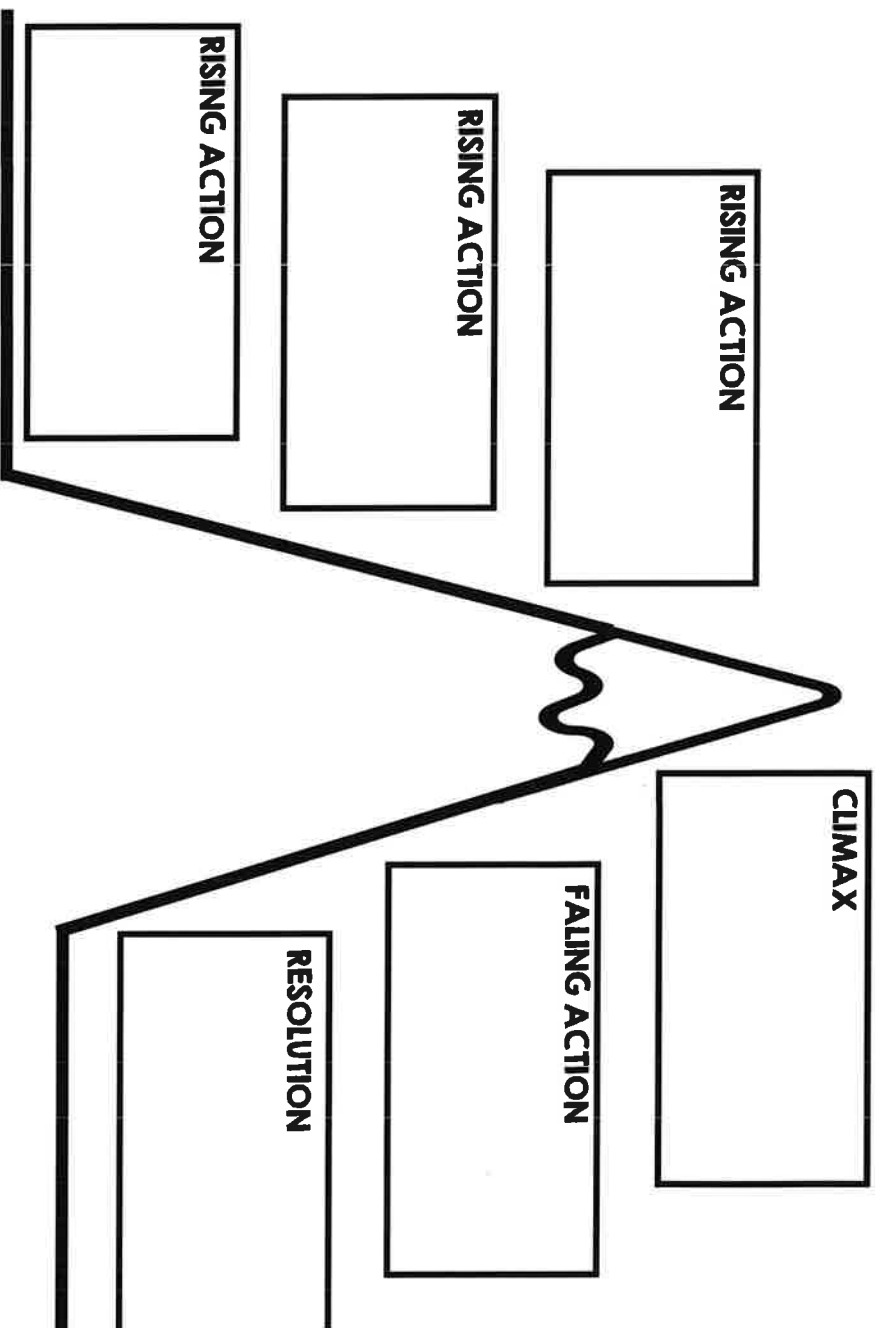


*What has stuck with you?*

Use the space below to jot down things you notice in the text that jump out at you. You can add sticky notes on top of the square if you need more space.

*Organize your thoughts...*

As you are reading, or once you are finished, use this space below to record your thinking about the text. Focus on identifying the important events that happened in the beginning, the middle, and the end. Be as specific as you can with the details of each event.



**EXPOSITION**

**THEME**

# Read & Respond

# MAKING INFERENCES



+



Background Knowledge

=



My Inference

*What has stuck with you?*

Use the space below to jot down things you notice in the text that jump out at you. You can add sticky notes on top of the square if you need more space.

*Organize your thoughts...*


As you are reading, or once you are finished, use this space below to practice making inferences. When you make an inference, you'll find clues in the text and combine them with your background knowledge to think deeply about the text. Write down the text clues, your specific background knowledge, and the inference that you made when you combined the text clues and your background knowledge.



**TEXT CLUES**



**BACKGROUND KNOWLEDGE**



**MY INFERENCE**

